

SERIE 180.350

HP 100/350 - KW 73/257

15/42 cm - 6/17 in




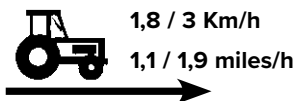
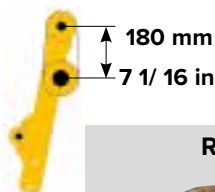
3p. Cat II




2710

OPTIONAL

Mod.	cm	in	HP min / KW max	N. 	kg	Lb
T 2508	245	96	100/350 73/257	8	2400	5280
T 2510	245	96	100/350 73/257	10	2550	5610
T 2710	270	106	110/350 81/257	10	2620	4895
T 3010	300	118	120/350 88/257	10	2700	5940
T 3012	300	118	120/350 88/257	12	2870	6310
T 3512	350	138	140/350 102/257	12	3200	7040
T 3514	350	138	140/350 102/257	14	3350	7370
T 4016	400	157	160/350 118/257	16	3680	8100
T 4516	450	177	170/350 125/257	16	3470	8510



RpM 1000: I 135 II 160 III 185



Ø 445 mm - 17,5 in KG 45.000 - Lb 99.225

PATENT ITALY I4810B/82