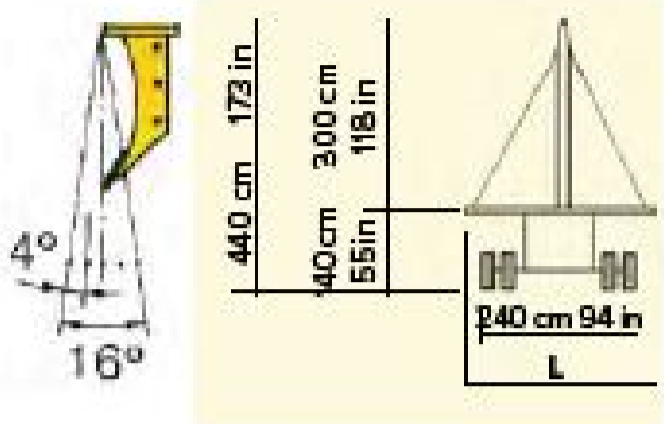



LIVELLATRICI TRAINATE

TOWED LEVELLERS | NIVELEUSES TRAINÉES | NIVELADORAS ACARREADAS | GEZOGENE ERDSCHIEBER



Serie LT HP 60/250 - Kw 44/183 \pm 75 cm - 30 in						
Mod.	L cm	\longleftrightarrow in	HP min / max	KW max	Kg	Lb
LT 200	200	79	50/250	36/183	790	1740
LT 250	250	98	60/250	44/183	870	1918
LT 300	300	118	70/250	51/183	950	2094
LT 350	350	138	80/250	58/183	1000	2205
LT 400	400	157	90/250	66/183	1080	2381

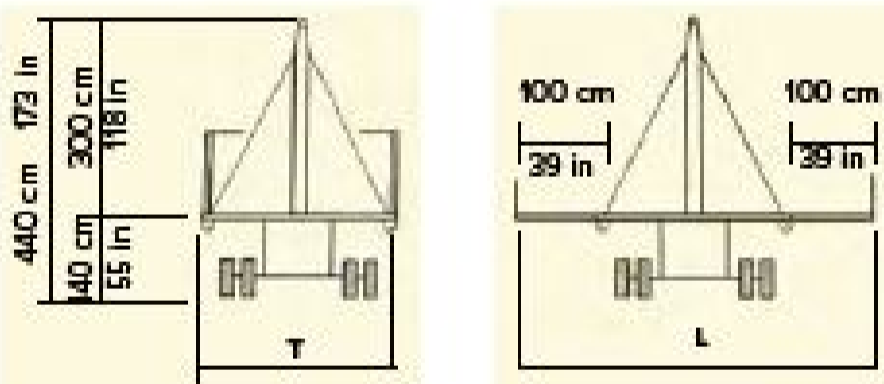
PATENT:
I 5054B/86



LT 400

LIVELLATRICI RIPIEGABILI PER TRASPORTO

FOLDABLE LEVELLERS FOR TRANSPORT | NIVELEUSES REPLIABLES POUR TRANSPORT
NIVELADORAS PLEGABLES PARA EL TRANSPORTE | FÜR DEN TRANSPORT EINKLAPPBARER PLANIERBAGGER



Serie LT + L32		HP 60/250 - Kw 44/183 \pm 75 cm - 30 in						
Mod.	T cm	\longleftrightarrow in	L cm	\longleftrightarrow in	HP min / max	KW max	Kg	Lb
LT250+L32	250	98	450	176	60/250	44/183	1140	2513
LT300+L32	300	118	500	196	70/250	51/183	1220	2689
LT350+L32	350	138	550	216	80/250	58/183	1270	2800
LT400+L32	400	157	600	235	90/250	66/183	1350	2976

IMPIANTO LASER
RIVOLGERSI A:

**TOPCON
POSITIONING
ITALY S.R.L.**

Tel. +39.071.21325228

Fax +39.071.21325282

www.topconpositioning.it

